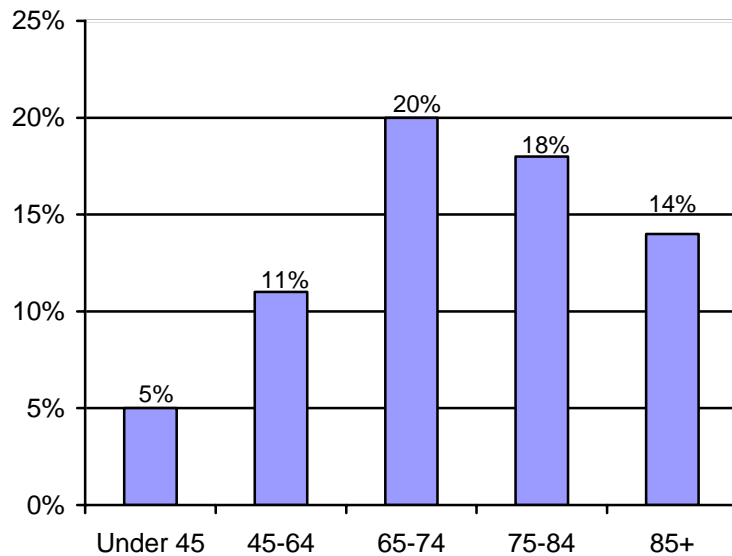


Section 6

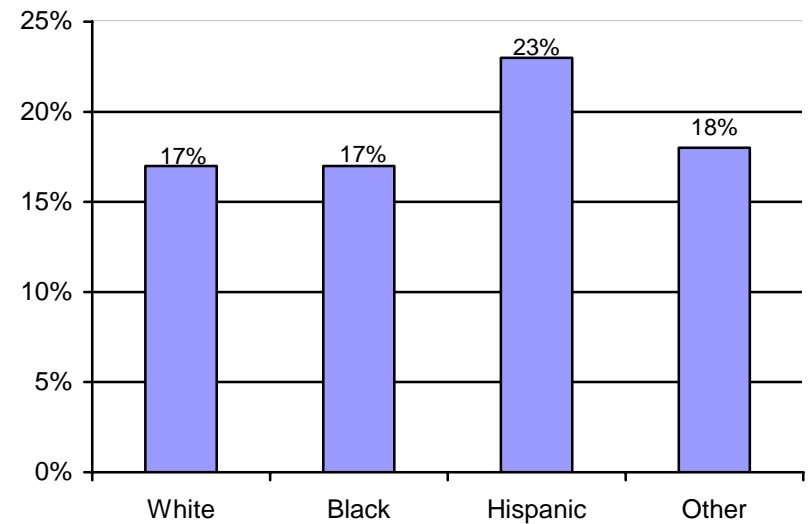
Membership in Health Maintenance Organizations (HMOs)

Percentage of Beneficiaries in HMOs, by Age



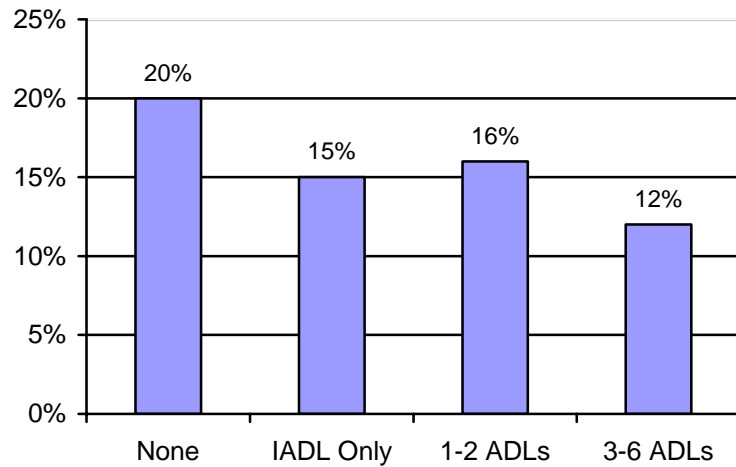
- Beneficiaries who were aged 65 to 74 were more likely to belong to an HMO than any other age group.

Percentage of Beneficiaries in HMOs, by Race and Ethnicity



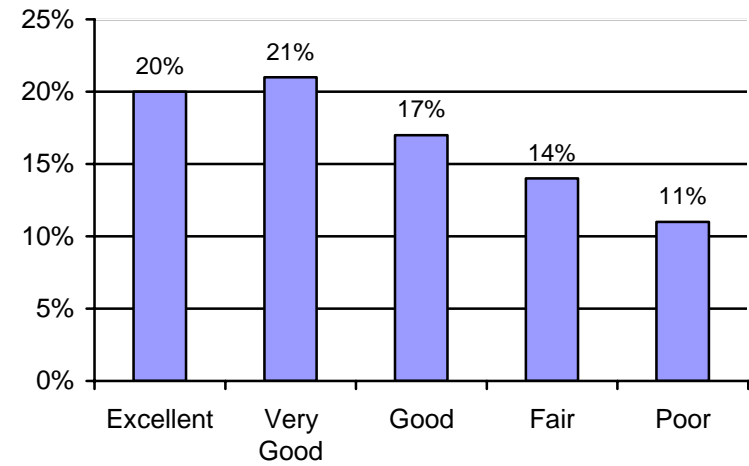
- Hispanic beneficiaries were the most likely to belong to an HMO, while all other races had similar chances.

Percentage of Beneficiaries in HMOs, by Functional Limitations



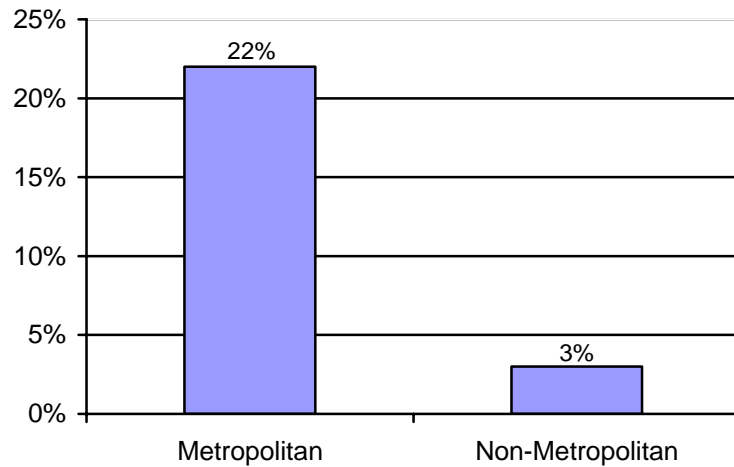
- Beneficiaries with no functional limitations were more likely to join an HMO than beneficiaries with limitations.

Percentage of Beneficiaries in HMOs, by Health Status



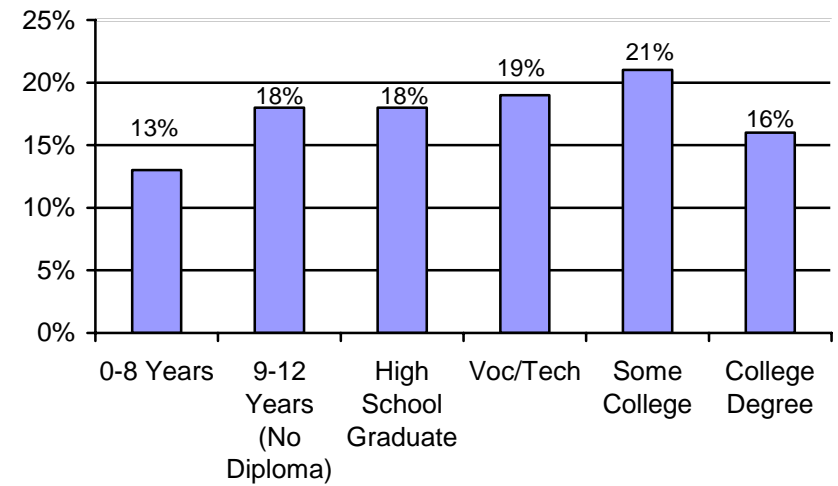
- Beneficiaries in good, very good, or excellent health were more likely to join an HMO than were those in fair or poor health.

**Percentage of Beneficiaries in HMOs, by
Metropolitan Residence**



- Of beneficiaries in metropolitan areas, 22 percent belonged to an HMO, while only 3 percent of beneficiaries in non-metropolitan areas belonged to an HMO.

**Percentage of Beneficiaries in HMOs, by Years of
Schooling**



- Beneficiaries with some college education were the most likely to join an HMO, while beneficiaries with less than nine years of schooling were the least likely to join an HMO.

